






WORKING MOTHERS_LA: dependent children under age 18










1. 1 - Gender:

		Response Percent	Response Count
female		100.0%	35
male		0.0%	0
answered question			35
skipped question			0

2. 2 - What is your age range?

		Response Percent	Response Count
18-25		0.0%	0
26-34		17.1%	6
35-44		60.0%	21
45-54		17.1%	6
55-64		5.7%	2
65+		0.0%	0
answered question			35
skipped question			0

3.3 - What is your highest level of education?

		Response Percent	Response Count
diploma		5.7%	2
high school		2.9%	1
2-year college		5.7%	2
4-year college		48.6%	17
masters degree		28.6%	10
Ph.D.		2.9%	1
other		5.7%	2
answered question			35
skipped question			0

4.4 - What is your occupation?

	Response Count
	35
answered question	35
skipped question	0

5. 5 - What is your household income?

		Response Percent	Response Count
\$0 - \$39,999		8.6%	3
\$39,999 - \$49,999		5.7%	2
\$50,000 - \$69,999		0.0%	0
\$70,000 - \$89,999		14.3%	5
\$90,000 - \$109,999		11.4%	4
\$110,000 - \$129,000		11.4%	4
\$130,000 - \$149,000		2.9%	1
\$150,000+		45.7%	16
answered question			35
skipped question			0

6. 6 - In what area of the U.S. do you work? [city, state] If you work outside of the U.S., in which city and country do you work?

	Response Count
	35
answered question	35
skipped question	0

7. 7 - Are you currently married?

		Response Percent	Response Count
yes		97.1%	34
no		2.9%	1
answered question			35
skipped question			0

8. 7A - If you answered NO, are you: (Choose all that apply)

		Response Percent	Response Count
divorced		50.0%	1
widowed		50.0%	1
have a partner		0.0%	0
never been married		0.0%	0
answered question			2
skipped question			33







9. 8 - Do you have children?

		Response Percent	Response Count
yes		100.0%	35
no		0.0%	0
answered question			35
skipped question			0

10. 8A- If you answered YES, how many do you have?

	Response Count
	35
answered question	35
skipped question	0







11. 8B - Please include the age ranges. (choose all that apply)

		Response Percent	Response Count
0 – 3		42.9%	15
4 – 7		37.1%	13
8 – 11		31.4%	11
12 – 15		17.1%	6
16 – 18		17.1%	6
18+		17.1%	6
	answered question		35
	skipped question		0





12. 9 - Please enter your e-mail address if you would like to receive communications from StrategyBOOST on this survey, and other work issues (OPTIONAL)

	Response Count
	12
answered question	12
skipped question	23






13. 1 - Which of the following best describes your work environment?

		Response Percent	Response Count
traditional office (work five days/week at employer's office)		37.5%	12
home or personal office (self-employed)		21.9%	7
telecommute (work five days/week from home, or another remote location)		6.3%	2
flex-office (combination of employer's office and home each week)		9.4%	3
flex-time (non-traditional work hours)		15.6%	5
Other (please specify)		9.4%	3
		answered question	32
		skipped question	3

14. 2 - If you are employed, what is the value your company places on "face time" with colleagues and supervisors?

		Response Percent	Response Count
expects face-time every day		41.7%	10
expects face-time during some part of the week		25.0%	6
places more value on meeting my deliverables and expectations, rather than face-time in the office		20.8%	5
Other (please specify)		12.5%	3
		answered question	24
		skipped question	11

15. 3 - If you are employed, how do you respond to office meetings being scheduled after 6.00 pm?

		Response Percent	Response Count
attend in person		16.7%	4
join in on a conference call		8.3%	2
suggest an alternate time		20.8%	5
do not participate in business meetings past 6:00 pm		37.5%	9
Other (please specify)		16.7%	4
		answered question	24
		skipped question	11

16. 4 - If you are employed, have you ever told your boss/supervisor that you are NOT available for business meetings in the evenings or mornings due to "family time" ?

		Response Percent	Response Count
yes		56.0%	14
no		44.0%	11
answered question			25
skipped question			10




17. 4A - If you answered YES to question 4, what hours are you not available for work in the EVENING: _____pm to _____pm

		Response Count
		14
answered question		14
skipped question		21



18. 4B - If you answered YES to question 4, what hours are you not available for work in the MORNING: _____am to _____am

		Response Count
		13
answered question		13
skipped question		22




19. 4C - If you answered YES to question 4, how often has your boss/supervisor expressed the need for you to participate in the meeting, regardless of your request not to work during those hours?

		Response Percent	Response Count
rarely		50.0%	7
once a month		14.3%	2
three or more times a month		0.0%	0
once a week		0.0%	0
three or more times a week		0.0%	0
never		35.7%	5
	Comment		2
answered question			14
skipped question			21





20. 5 - Does your company offer a Flexible Work Schedule option (FWS)?

		Response Percent	Response Count
yes		39.1%	9
no		60.9%	14
answered question			23
skipped question			12

21. 6 - If you are employed, how accommodating is your employer if you request a FWS e.g. flex-hours, or a telecommuting situation?

		Response Percent	Response Count
very accommodating		36.4%	8
sometimes accommodating		31.8%	7
not accommodating		31.8%	7
	Comment		6
answered question			22
skipped question			13

22. 7 - If you are employed, do you feel confident to request a FWS?

		Response Percent	Response Count
yes		41.7%	10
sometimes		12.5%	3
no, because it will jeopardize my promotional opportunities		8.3%	2
no, because I don't want to be associated with a Woman's Program that implies I want special treatment due to my gender		0.0%	0
Other (please specify)		37.5%	9
answered question			24
skipped question			11

23. 8 - In terms of a flexible work schedule, did you choose your career or job, based on the option to have workplace flexibility?

		Response Percent	Response Count
yes		53.1%	17
no		34.4%	11
not applicable		12.5%	4
	Comment		4
answered question			32
skipped question			3

24. 8A - If you answered NO to question 8, would a different career or professional path have been more appropriate at college or post-college level, in order for you to have the workplace flexibility you need now?

		Response Percent	Response Count
yes		7.1%	1
no		64.3%	9
not applicable		28.6%	4
	Comment		1
answered question			14
skipped question			21

25. 1 - If you are employed, does your place of employment provide an opportunity for you to advance to a higher position?

		Response Percent	Response Count
yes		63.2%	12
no		36.8%	7
answered question			19
skipped question			16

26. 1A - If you answered YES to question 1, is your goal to be promoted or “move up the corporate ladder?”

		Response Percent	Response Count
yes		38.5%	5
no		61.5%	8
answered question			13
skipped question			22

27. 1B - If you answered YES to question 1, do you feel you are considered on an equal level with male colleagues in terms of promotion, special assignments, and/or overseas assignments?

		Response Percent	Response Count
yes		36.4%	4
no		27.3%	3
not relevant/unsure		36.4%	4
	Comments		1
answered question			11
skipped question			24

28. 1C - If you answered NO to question 1, do you feel your employer would not consider a working woman as first choice because of her family commitments (e.g. ill spouse/partner or childcare) while a man would be considered without hesitation?

		Response Percent	Response Count
yes		40.0%	4
no		40.0%	4
don't know		20.0%	2
	Comments		2
answered question			10
skipped question			25

29. 2 - Are you currently, or have you been a consultant or independent contractor?

		Response Percent	Response Count
yes		46.2%	12
no		50.0%	13
sometimes		3.8%	1
answered question			26
skipped question			9

30. 2A - If you answered YES to question 2, do you feel that you have ever been given a project because you are a woman?

		Response Percent	Response Count
yes		27.3%	3
no		72.7%	8
sometimes		0.0%	0
Comments			2
answered question			11
skipped question			24

31. 2B - Alternatively, do you feel that you have ever been denied a project because you are a woman?

		Response Percent	Response Count
yes		20.0%	4
no		70.0%	14
sometimes		10.0%	2
Comments			1
answered question			20
skipped question			15

32. 3 - With balancing work and social/family life as a working woman, what have you found to be the most challenging areas for you?

		Response Percent	Response Count
juggling "everything"		50.0%	13
setting communication boundaries		3.8%	1
prioritizing what is important		19.2%	5
balancing work and personal responsibilities		57.7%	15
other		15.4%	4
answered question			26
skipped question			9

33. Comments

Response
Count

6

answered question

6

skipped question

29

34. 4 - Women are known to be multi-faceted, and find it easy to multi-task. Where have you seen this play to your advantage in your workday?

Response
Count

18

answered question

18

skipped question

17

35. 4A - And, where has it worked against you in the workplace?

Response
Count

18

answered question

18

skipped question

17

36. 5 - Have you ever "reinvented" yourself professionally, or changed career paths? Or, incorporated a moderate change?

		Response Percent	Response Count
yes		52.0%	13
no		48.0%	12
	Comments		8
answered question			25
skipped question			10





37. 5A - If you responded YES to question 5, what strategies did you use to get to where you wanted to go?

		Response Percent	Response Count
Linkedin,		22.2%	2
Other social networks		22.2%	2
professional counseling		11.1%	1
"finding" your passion		77.8%	7
reflecting on "dormant" passions when I was a teenager/college student		11.1%	1
answered question			9
skipped question			26



38. Comments

	Response Count
	5
answered question	5
skipped question	30



39. 5B - If you responded YES to question 5, choose the description that best fits your situation:

		Response Percent	Response Count
yes, I was able to re-invent myself and start a new career in a different field using my past skills and past experience to secure a job		46.2%	6
yes, I was able to re-invent myself and start a new career by going back to school to earn a degree or certificate in a different field to secure a job		0.0%	0
I started my own business in order to re-invent myself and change careers		30.8%	4
no, I am finding it difficult to re-invent myself and change careers, and am not satisfied with my job search		7.7%	1
Other		23.1%	3
	Comments		2
	answered question		13
	skipped question		22

40. 5C - If you responded NO to question 5, please select the following that best describes the reasons you are finding it difficult to make a career change: (Choose all that apply)

		Response Percent	Response Count
inadequate funding to return to school		0.0%	0
time to train for a new career due to family obligations		20.0%	2
inadequate support from networking groups		0.0%	0
Other		90.0%	9
	Other (please specify)		9
	answered question		10
	skipped question		25

41. 6 - Are you a member of a women's networking group?

		Response Percent	Response Count
yes		30.8%	8
no		69.2%	18
	answered question		26
	skipped question		9

42. 6A - If you answered YES to question 6, is your women's networking group specific to your industry or profession?

		Response Percent	Response Count
yes		55.6%	5
no		33.3%	3
I belong to several women's networking groups, and at least one group is specific to my industry or profession		11.1%	1
answered question			9
skipped question			26

43. 6B - If you answered YES to question 6, how do you connect?

		Response Percent	Response Count
on-line		33.3%	3
in person		11.1%	1
both on-line and in person		55.6%	5
answered question			9
skipped question			26




44. 7 - With all the many online blogs, articles, radio, conferences, and associations that cater to working women, do you feel there are any needs, issues or viewpoints that need to be added to the national conversation on working women?

		Response Percent	Response Count
yes		50.0%	10
no		50.0%	10
answered question			20
skipped question			15


45. Comments

		Response Count
		8
answered question		8
skipped question		27





46. 8 - If you are thinking of starting a new business, have you found adequate information, resources, and assistance to help you get started?

		Response Percent	Response Count
yes, I am satisfied with the help and resources I have found		40.0%	4
I have found some or limited resources, but still feel a lack of assistance for women business owners		0.0%	0
no, I have not found adequate resources or assistance to help me get started		10.0%	1
not applicable		50.0%	5
		answered question	10
		skipped question	25


47. 8A - If you responded NO to question 8, are you finding a lack of information in any of the following areas? (Choose all that apply)

		Response Percent	Response Count
sales and marketing of product or service		0.0%	0
product design		0.0%	0
graphic design		0.0%	0
branding, communications		0.0%	0
manufacturing		0.0%	0
website, SEO		0.0%	0
bookkeeping/accounting		0.0%	0
funding (loans)		0.0%	0
funding (angel or Venture Capital investments)		100.0%	1
social media		0.0%	0
	Other (please specify)		1
		answered question	1
		skipped question	34




48. 9 - If you are re-entering or recently re-entered the marketplace after a period of not working, choose the description that best fits your situation:

		Response Percent	Response Count
yes, I was able to re-enter the job market and use my skills and past experience to secure a job		50.0%	4
yes, I was able to re-enter the job market and obtain employment, but I was not able to find a job equal in responsibility, skills, and/or salary to my previous job		25.0%	2
yes, I am re-entering the job market and am receiving positive results from my job search		0.0%	0
no, I am finding it difficult to re-enter the job market, and am not satisfied with my job search		12.5%	1
Other		12.5%	1
	Other (please specify)		2
		answered question	8
		skipped question	27






49. 9A - If you responded NO to question 9, please select the following that best describes the reasons you are finding it difficult to re-enter the job market: (Choose all that apply)

		Response Percent	Response Count
lack the skills needed to re-enter the marketplace		0.0%	0
lack of, or inadequate training opportunities to learn new skills		0.0%	0
lack of, or inadequate career advice		0.0%	0
lack of, or inadequate support from networking groups		0.0%	0
job market in my desired field is tight due to the economy		100.0%	1
Other		0.0%	0
	Comments		0
	answered question		1
	skipped question		34

50. 1 - If you are employed, how accommodating is your employer for you to remote-access company data before or after hours?

		Response Percent	Response Count
very accommodating		70.0%	14
sometimes, dependent on circumstance		20.0%	4
not accommodating		10.0%	2
	Comment		3
answered question			20
skipped question			15

51. 2 - Whether employed or self-employed, if you access work data remotely, which technology do you use? (Choose all that apply)

		Response Percent	Response Count
home desktop		50.0%	12
laptop/iPad (or similar)		70.8%	17
iTouch (or similar)		12.5%	3
mobile phone		54.2%	13
Other (please specify)		4.2%	1
answered question			24
skipped question			11




52. 3 - Whether employed or self-employed, do you “catch up” on work outside of the traditional 8:00AM – 5:00PM workday?

		Response Percent	Response Count
yes		92.3%	24
no		7.7%	2
answered question			26
skipped question			9




53. 3A - If you answered YES to question 3, during which of the following day parts do you “catch up” on work? (Choose all that apply)

		Response Percent	Response Count
12:00midnight – 4:59AM		17.4%	4
5:00AM – 7:59AM		26.1%	6
5:00PM – 6:59PM		30.4%	7
7:00PM – 8:59PM		52.2%	12
9:00PM - 11:59 pm		73.9%	17
Other (please specify)		4.3%	1
answered question			23
skipped question			12



54. 3B - If you answered YES to question 3, how many hours on average per day do you do spend to “catch-up” on work?

		Response Percent	Response Count
1-2 hours		66.7%	14
3-4 hours		23.8%	5
More than 4 hours		9.5%	2
answered question			21
skipped question			14

55. 3C - If you answered YES to question 3, how many times per week do you “catch up” on work?

		Response Percent	Response Count
1-2 times		47.6%	10
3-4 times		14.3%	3
more than 4 times		38.1%	8
answered question			21
skipped question			14





56. 4 - Do you use technology to read, watch, or listen to non-work content e.g. Facebook, YouTube, Google News, Amazon.com, radio, etc. within any 24-hour period?

		Response Percent	Response Count
yes		92.0%	23
no		8.0%	2
answered question			25
skipped question			10


















57. 4A - If you answered YES to question 4, during which of the following day parts do you use technology to engage in non-work content? (Choose all that apply)

		Response Percent	Response Count
12.00midnight – 4:59am		4.2%	1
5.00am – 6:59am		8.3%	2
7.00am – 8:59am		37.5%	9
9.00am – 10:59am		25.0%	6
11.00am – 12:59pm		37.5%	9
1.00pm – 2:59pm		20.8%	5
3.00pm – 4:59pm		25.0%	6
5.00pm – 6:59pm		37.5%	9
7.00pm –8:59pm		50.0%	12
9.00pm – 10:59pm		45.8%	11
11.00pm – 11:59pm		33.3%	8
Other (please specify)		29.2%	7
answered question			24
skipped question			11


















58. 4B - If you answered YES to question 4, how many days per week do you use technology to engage in non-work content?

		Response Percent	Response Count
daily		75.0%	18
1-2 days per week		4.2%	1
3-4 days per week		4.2%	1
5-6 days per week		16.7%	4
		answered question	24
		skipped question	11

59. 4C - If you answered YES to question 4, please select the type(s) of non-work content you use technology to engage with: (Choose all that apply)

		Response Percent	Response Count
news		87.5%	21
entertainment		75.0%	18
sports		8.3%	2
finance		25.0%	6
fashion		20.8%	5
lifestyle (decorating, cooking)		33.3%	8
gardening/horticulture		4.2%	1
travel		41.7%	10
family/parenting		37.5%	9
books, literature		29.2%	7
games		8.3%	2
grocery shopping		16.7%	4
online shopping (various items)		58.3%	14
health, fitness		16.7%	4
email		79.2%	19
social media (e.g. Facebook, LinkedIn, Twitter or similar)		62.5%	15
online dating		0.0%	0
Other (please specify)		12.5%	3
answered question			24
skipped question			11

60. 4D - If you answered YES to question 4, which medium do you use to engage in non-work related content? (Choose all that apply)






		Response Percent	Response Count
traditional print (e.g. newspaper, magazine, book, catalog)		43.5%	10
television - live (broadcast, cable, satellite)		60.9%	14
television – DVR (e.g. TiVo or similar)		43.5%	10
DVD		39.1%	9
computer – word processing		39.1%	9
email/instant messaging		91.3%	21
handwritten letters, cards and similar		21.7%	5
computer + online print (e.g. online newspaper or magazine, websites, blogs, etc.)		65.2%	15
computer + online TV (e.g. Hulu, CNN, or similar)		21.7%	5
computer + online video or podcast (e.g. YouTube or similar)		39.1%	9
computer + online radio or audio podcast (e.g. Pandora, iTunes or similar)		39.1%	9
computer + Streaming video (live)		17.4%	4
computer + Streaming audio (live)		13.0%	3
mobile phone		69.6%	16
iPad, iTouch, or similar		26.1%	6
iPod or similar (digital music)		21.7%	5
e-reader (e.g. Kindle, Nook or similar)		21.7%	5

Other (please specify)		8.7%	2
		answered question	23
		skipped question	12





61. 4E - From the above list (4D), which five media do you use most during the day?

		Response Count
		21
		answered question
		21
		skipped question
		14



62. 5 - Which is your preferred way to watch a TV program?

		Response Percent	Response Count
in real-time on TV		28.0%	7
DRV/TiVo		44.0%	11
download the video online from the show's website (on computer or hand-held device)		4.0%	1
an online TV site such as Hulu		8.0%	2
Other (please specify)		16.0%	4
		answered question	25
		skipped question	10





63. 6 - Which is your preferred way to listen to a RADIO program?

		Response Percent	Response Count
in real-time on the radio		65.2%	15
podcast		4.3%	1
streaming Internet feed		13.0%	3
Other (please specify)		17.4%	4
answered question			23
skipped question			12





64. 7- Which is your preferred way to read a book?

		Response Percent	Response Count
iPad, Kindle or similar e-book reading device		21.7%	5
conventional book		78.3%	18
Comments			0
answered question			23
skipped question			12





65. 1 - As a working mother with children under age 18, please select one of the following options that most closely reflects your working situation:

		Response Percent	Response Count
Work outside the home (employed by a company, primary work location is on-site)		66.7%	16
Work-at-home mom (employed by a company, and work from home three or more times each week)		8.3%	2
Entrepreneur (started your own business, work at outside office or a home-based office)		4.2%	1
Self-employed (e.g. consultant, independent contractor, personal investments)		20.8%	5
Mompreneur (started your own business, work in a home-based office)		0.0%	0
	Other (please specify)		0
		answered question	24
		skipped question	11





66. 2 - Whether employed or self-employed, if your primary place of work is at an OFFICE, please choose one of the following that best describes your childcare situation:

		Response Percent	Response Count
I hire a babysitter or nanny to tend my children during my work hours		16.7%	2
I share a nanny with a friend to tend my children during my work hours		0.0%	0
I drop off children at childcare or pre-school		50.0%	6
Our company has on-site childcare		0.0%	0
My husband/partner tends our children during my work hours		25.0%	3
A family member or friend tends my children during my work hours		8.3%	1
	Other (please specify)		8
		answered question	12
		skipped question	23




67. 3 - Whether employed or self-employed, if your primary place of work is HOME, please choose one of the following that best describes your childcare situation:

		Response Percent	Response Count
I hire a babysitter or nanny to tend my children during my work hours		16.7%	1
I share a nanny with a friend to tend my children during my work hours		0.0%	0
I drop off children at childcare or pre-school		0.0%	0
I juggle work and tending my children		50.0%	3
My husband/partner tends our children during my work hours		16.7%	1
A family member or friend tends my children during my work hours		16.7%	1
		answered question	6
		skipped question	29





68. 4 - If you are employed, how flexible is your employer in accommodating your needs as a working woman (e.g. caring for an ill or elderly family member, or trying to start a family?)

		Response Percent	Response Count
very accommodating		68.8%	11
sometimes accommodating		18.8%	3
not accommodating		6.3%	1
not relevant		6.3%	1
	Comment		2
answered question			16
skipped question			19





69. 5 - If you are employed, how flexible is your employer in understanding and accommodating of your needs as a working mother, such as breast-feeding an infant, or attending a child's school activities?

		Response Percent	Response Count
very accommodating		64.7%	11
sometimes accommodating		23.5%	4
not accommodating		11.8%	2
	Comments		2
answered question			17
skipped question			18



70. 6 - If you are employed, how flexible is your employer in accommodating your needs as a woman when opting out of a business trip due to family responsibilities?

		Response Percent	Response Count
very accommodating		17.6%	3
sometimes accommodating		17.6%	3
not accommodating		5.9%	1
not relevant		58.8%	10
	Comments		0
	answered question		17
	skipped question		18


71. 7 - In your opinion, does your boss or business partner take a negative view on you opting out of business travel due to family obligations, because a man might not make that same request?

		Response Percent	Response Count
yes		17.4%	4
no		26.1%	6
sometimes		4.3%	1
not relevant/unsure		52.2%	12
	Comments		2
	answered question		23
	skipped question		12

72. 8 - If you are employed, how flexible is your employer in accommodating your needs as a working mother when taking a business trip such as providing babysitters, or taking your own nanny with all expenses paid?

		Response Percent	Response Count
sometimes accommodating		0.0%	0
very accommodating		18.2%	2
not accommodating		81.8%	9
	Comments		5
answered question			11
skipped question			24

73. 9 - If you are employed, how flexible is your employer in understanding and accommodating your needs as a working mother when being relocated by the company (US or overseas), such as providing a nanny, or taking your own nanny?

		Response Percent	Response Count
sometimes accommodating		0.0%	0
very accommodating		0.0%	0
not accommodating		100.0%	5
	Comments		7
answered question			5
skipped question			30

74. 9A - If you answered YES to question 9, which of the following benefits are provided to you as part of your relocation package? (Choose all that apply)

	Response Percent	Response Count
Full-time nanny	0.0%	0
Part-time babysitter	0.0%	0
Child Daycare	0.0%	0
Private or international school	0.0%	0
Housekeeper	0.0%	0
Cook	0.0%	0
Driver/chauffer	0.0%	0
Family trips back to the U.S. (x times per year) if overseas	0.0%	0
Other (please specify)		1
answered question		0
skipped question		35

75. If you wish to be considered for the focus group at UCLA Anderson School of Management, Tuesday, May 3, 2011, please add your email address below.

	Response Count
	6
answered question	6
skipped question	29